
Directions for logging in to *HEBLearning*

You can access HEBLearning through the district homepage or by going to this URL in your browser: <http://heblearning.remote-learner.net>

Your username is your district issued username - this is the same username you use to login to your school computers.

For staff, your *password* for the updated system is the *first two letters* of your first name, the *first two letters* of your last name, and the *last four digits* of your Social Security Number.

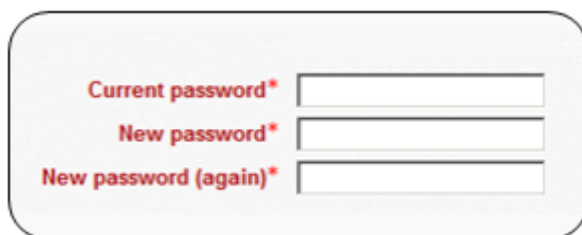
- Make sure the first letter of your first and last name is capitalized!
(e.g., John Doe with SS number 121234 would have a password of JoDo1234)

For students, your *password* for the updated system is:

Elementary (K-6): test1234

Secondary (7-12): Test1234

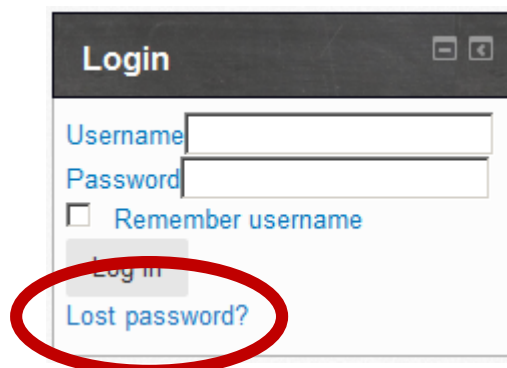
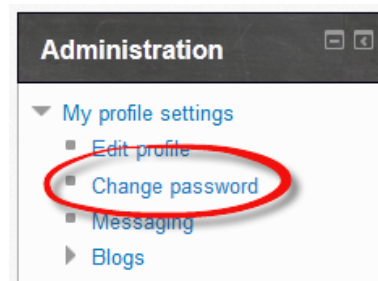
once you have logged in, you will be prompted to enter a new password. *Your new password must have at least 7 characters, have at least 1 digit, and contain one lower case letter.* If you are not prompted to change your password, you can change it manually by selecting Change password, under the administration block.



Current password*

New password*

New password (again)*



Login

Username

Password

Remember username

Log in

Lost password?

If you should forget your password, you can reset your password using the "Lost password" link on the homepage of the HEBLearning site. This email will be sent to the email district email account.

Students: When you select your teacher's course, you will be prompted for an enrollment key. **Your teacher must supply you with this enrollment key before you can access the course.**